

AT3400  
+  
PT7000

12260 (CORSO/STROKE 9640/379,5")

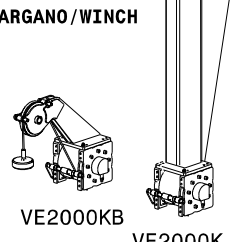
6320 (CORSO/STROKE 3400/133,8")

8710 (CORSO/STROKE 3400/133,8")

2360  
92.8"

1800  
70.9"

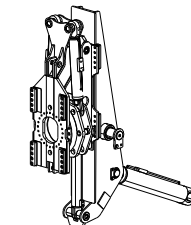
**ARGANO/WINCH**



VE2000KB  
VE2000K



VE2000KBK  
KIT ADATTATORE  
ARGANO PER CORSE  
CORTE/  
WINCH ADAPTER  
KIT FOR SHORT HIGH



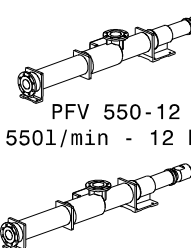
GR360  
ARTICOLAZIONE CON RALLA/  
MAST ROTATION SLED DEVICE



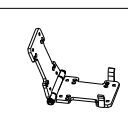
TK100-1  
KIT GALLERIA/  
TUNNEL KIT



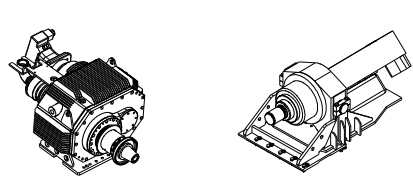
FAP50  
FILTRO  
ANTIPARTICOLATO/  
ANTIPARTICULATE  
FILTER



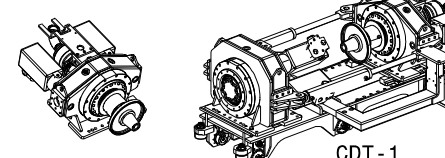
PFV 550-12  
550l/min - 12 bar  
PFV 200-14  
200l/min - 14 bar



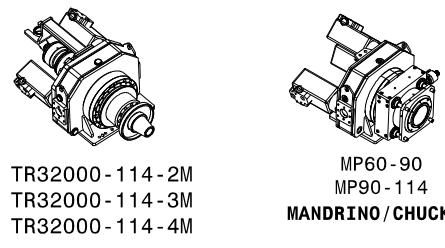
VE1350-2000KC  
RINVIO ARGANO  
RIPIEGHEVOLE  
A BANDIERA/  
WINCH  
EXTENSION  
FOLDING  
SYSTEM



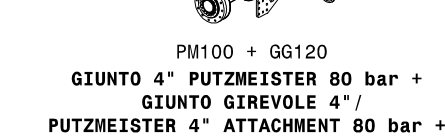
TR10000-1M  
KPSA1000  
ROTARY  
KME  
PREDISPOSIZIONE MARTELLO/  
HAMMER KIT PLATE



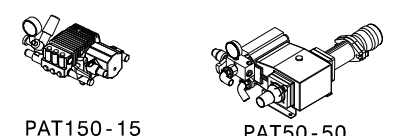
TR15000-90-2M  
ROTARY  
CDT-1  
APPLICAZIONE  
DOPPIA TESTA/  
DOUBLE HEAD  
PLATE



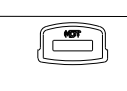
TR32000-114-2M  
TR32000-114-3M  
TR32000-114-4M  
ROTARY  
MP60-90  
MP90-114  
MANDRINO/CHUCK



PM100 + GG120  
GIUNTO 4" PUTZMEISTER 80 bar +  
GIUNTO GIREVOLE 4" /  
PUTZMEISTER 4" ATTACHMENT 80 bar +  
4" SWIVEL




PAT150-15  
150bar-15l/min  
PAT50-50  
50bar-50l/min  
POMPA ACQUA/  
WATER PUMP



INCLINOMETRO ELETTRONICO/  
ELECTRONIC INCLINOMETER  
IE1000

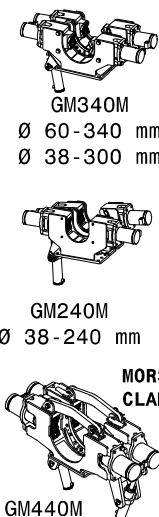


RADIOCOMANDO/  
RADIOCONTROL  
RC1000

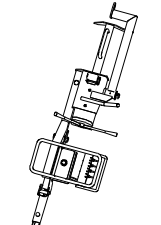


ST1000  
SUPPORTO COMANDO A DISTANZA/  
REMOTE CONTROL SUPPORT

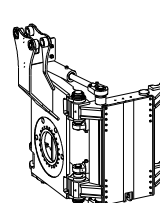
SOLO PERFORAZIONE  
VERTICALE/VERTICAL  
DRILLING ONLY




GM340M  
Ø 60-340 mm  
Ø 38-300 mm  
GM240M  
Ø 38-240 mm  
MORSE/  
CLAMPS  
GM440M  
Ø 114-440 mm



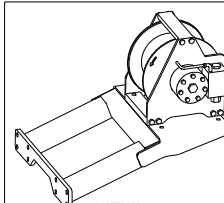
CM500-E  
CARICATORE MAGNETICO/  
MAGNETIC LOADER



KRA90° -1  
KIT ROTAZIONE ANTENNA/  
90° MAST ROTATION SYSTEM



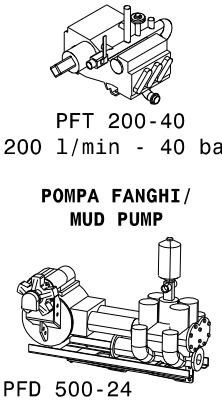
KRC1000  
RISALITA  
CONTINUA/  
CONTINUOUS  
PULLBACK




VEWL300  
VEWL430  
VEWL735  
ARGANO PER SONDAGGI/  
WIRELINE WINCH




PCM1000  
PREFILTRO ARIA/  
CYCLONE AIR  
FILTER




PFT 200-40  
200 l/min - 40 bar  
POMPA FANGHI/  
MUD PUMP  
PFD 500-24  
500l/min - 24 bar



RDF1000  
REGISTRATORE DATI/  
DATA RECORDER




KBC  
KIT  
BILANCIAMENTO SPINTA/  
FORCE BALANCING  
KIT



RSFM-1  
RSFM-2  
REGOLATORE  
SERRAGGIO MORSE/  
CLAMP FORCE LIMITER



OL60  
23bar-20000l/min  
OLIATORE/  
LINE OILER



VA60I-2"  
VA60P-2"  
VALVOLA/  
VALVE



PIP80  
P  
T  
D  
PREDISPOSIZIONE IDRAULICA  
POMPA FANGHI/  
MUD PUMP HYDRAULIC  
CONNECTIONS

Property of McDRILL TECHNOLOGY S.p.A.  
This drawing should not be reproduced (in whole or in part) or used for manufacture or diffused. The Company reserves to proceed according to the terms of the law.

Proprietà di McDRILL TECHNOLOGY S.p.A.  
Il presente disegno non può essere utilizzato per la produzione dell'oggetto rappresentato, né venire riprodotto o comunicato a terzi. In caso di trasgressione, la Società si riserva di agire secondo i termini di legge.

MDT80V-R03 